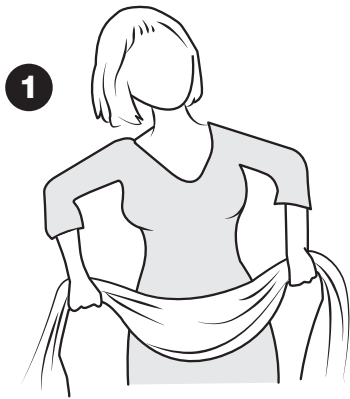
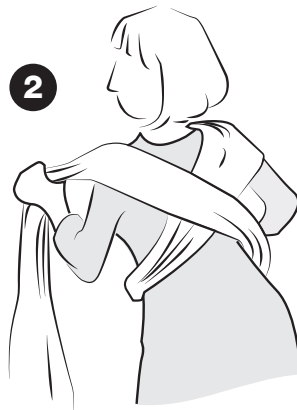


IMPORTANT! KEEP FOR FUTURE REFERENCE BABY WRAP INSTRUCTIONS



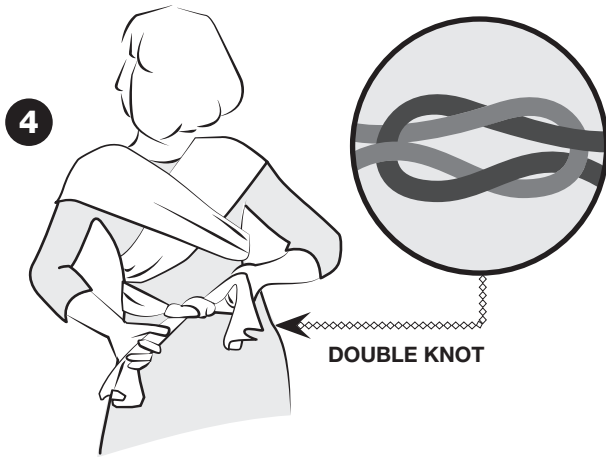
1 Take the cloth in the middle and hold it to your stomach



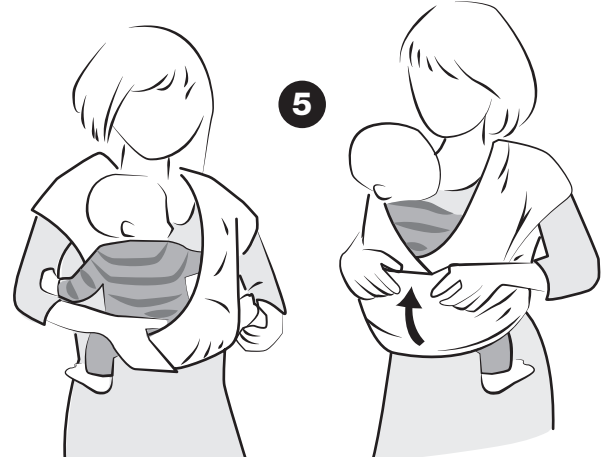
2 Pull the fabric to behind your back, cross it behind you and pull over the respective shoulders.



3 Pull both ends through the vertical pass and cross



4 Pull the straps behind you and tie in a **DOUBLE KNOT**. If there is enough fabric left over then you can bring the tails to the front and tie in a double knot in front.



5 Place baby into the X on your stomach. Lead the baby's legs into the vertical pieces of fabric closest to them, ensuring that each piece of fabric is spread from knee to knee. If baby is sleeping or unable to hold neck up, use the vertical pass **BEHIND** the baby's head to pull over to support the back of the baby's head whilst it's head is resting on your chest, taking care that the fabric is not pulled over the face. Take the horizontal pass, pull over baby's legs so its sitting under the bottom, then pull up the top of the fabric so that it comes up to the baby's neck and covers the entire body from neck to bottom.

Complies with **CEN/TR 16512:2015**

MAXIMUM WEIGHT - 15KG / 33LBS

WARNING! Constantly monitor your child and ensure the mouth and nose are unobstructed.

WARNING! For pre-term, low birthweight babies and children with medical conditions, seek advice from a health professional before using this product.

WARNING! Ensure your child's chin is not resting on its chest as its breathing may be restricted which could lead to suffocation.

WARNING! To prevent hazards from falling ensure that your child is securely positioned in the sling.

- Please be aware of the hazards in the domestic environment e.g. heat sources, spilling of hot drinks. Only use the product for the number of children for which the product is intended.
- The sling is not suitable for use during sporting activities e.g. running, cycling, swimming and skiing.
- The carer should be aware of the increased risk of your child falling out of the sling as it becomes more active.
- Regularly inspect the sling for any signs of wear and damage.
- Keep this sling away from children when it is not in use.
- The baby wrap is subject to normal wear and tear during use. If damaged, do not use.
- Your movement and the child's movement may affect your balance. Take care when bending and leaning forwards or sideways.

It is not recommended to feed a baby in a baby wrap. If you do choose to feed your baby in a baby wrap, you should seek specialist advice.

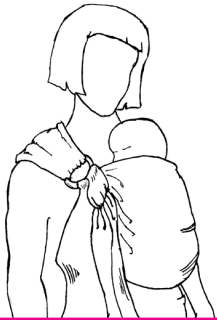
Wash before wearing • Gentle machine wash with similar colours • Do not bleach • Iron on reverse side • Do not dry clean



The **T.I.C.K.S.** Rule for Safe Babywearing

Keep your baby close and keep your baby safe.

When you're wearing a sling or carrier, don't forget the **T.I.C.K.S.**



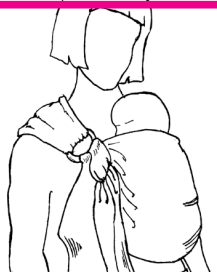
- ✓ **TIGHT**
- ✓ **IN VIEW AT ALL TIMES**
- ✓ **CLOSE ENOUGH TO KISS**
- ✓ **KEEP CHIN OFF THE CHEST**
- ✓ **SUPPORTED BACK**



TIGHT – slings and carriers should be tight enough to hug your baby close to you as this will be most comfortable for you both. Any slack/loose fabric will allow your baby to slump down in the carrier which can hinder their breathing and pull on your back.



IN VIEW AT ALL TIMES – you should always be able to see your baby's face by simply glancing down. The fabric of a sling or carrier should not close around them so you have to open it to check on them. In a cradle position your baby should face upwards not be turned in towards your body.



CLOSE ENOUGH TO KISS – your baby's head should be as close to your chin as is comfortable. By tipping your head forward you should be able to kiss your baby on the head or forehead.



KEEP CHIN OFF THE CHEST – a baby should never be curled so their chin is forced onto their chest as this can restrict their breathing. Ensure there is always a space of at least a finger width under your baby's chin.



SUPPORTED BACK – in an upright carry a baby should be held comfortably close to the wearer so their back is supported in its natural position and their tummy and chest are against you. If a sling is too loose they can slump which can partially close their airway. (This can be tested by placing a hand on your baby's back and pressing gently - they should not uncurl or move closer to you.) A baby in a cradle carry in a pouch or ring sling should be positioned carefully with their bottom in the deepest part so the sling does not fold them in half pressing their chin to their chest.